

INFORMATIONAL CORRESPONDENCE – AUGUST 10, 2020

1.	Building Department – Building Statistics – July 2020	N
2.	Building Department – Building Permits – Yearly Statistics	N
3.	F. Andrews – letter dated July 22, 2020 – Request for temporary fence	A
4.	E. and M. Bonten – letter dated July 23, 2020 – Speed of Traffic on 10 Street SW	A
5.	N. Widmer – email dated July 26, 2020 – Endorsement for active transportation task force	N
6.	V. Morris – email dated August 4, 2020 – Foreshore Trail	A
7.	M. Hills, Director/Office Manager, Fifth Avenue Seniors Activity Centre - letter dated July 20, 2020 – Thank you for COVID-19 Funding	N
8.	K. Nielsen, President, Salmon Arm Pickle Ball Club – letter dated July 27, 2020 – Defibrillator for Klahani Park	A
9.	W. Laird, Chairperson, Salmon Arm Economic Development Society – letter dated July 30, 2020 – Industrial Park Cellular Service	A
10.	J. Body, Board Member/Artistic Committee Member, Shuswap Theatre – email dated August 3, 2020 – Shuswap Theatre	A
11.	P. Cannon, Family Support Worker/Early Years Family Navigator, Shuswap Children’s Association – letter dated August 4, 2020 – StoryWalk (Fletcher Park)	A
12.	C. Chan, MIABC – email dated July 21, 2020 – MIABC Voting Delegate	A
13.	S. Hewat, Mayor, Village of Kaslo – letter dated July 23, 2020 – A Strategy for Rural Economic Development Through Health Care	A
14.	L. Ackerman, Mayor, City of Fort St. John to Premier John Horgan – letter dated July 31, 2020 – BC Utilities Commission’s Approval of BC Hydro’s Application to Amend the Net Metering Service under Rate Schedule 1289	N

CITY OF SALMON ARM
BUILDING DEPARTMENT REPORT
JULY 2020

LAST YEAR (2019)
CURRENT MONTH YEAR-TO-DATE


CURRENT YEAR (2020)
CURRENT MONTH YEAR-TO-DATE

		NO.	VALUE	NO.	VALUE	NO.	VALUE	NO.	VALUE
1	New Single Family Dwellings	6	2,620,000	28	9,740,000	3	860,000	28	10,140,785
2	Misc. Additions etc. to SFD's	13	640,738	53	2,323,038	14	893,775	61	3,001,609
3	New Single Family Dwellings with suites	5	1,570,000	11	4,018,000	2	675,000	5	1,780,000
4	New Secondary/Detached Suites	3	35,000	9	569,600	-	-	10	396,200
5	New Modulars/MH's (Factory Built)	-	-	5	1,160,000	3	553,033	13	2,471,633
6	Misc. Additions etc. to Modulars/MH's	3	18,500	10	66,770	2	284,030	10	331,615
7	MFD's (# Units)	-	-	1 (2)	500,000	-	-	2 (41)	6,750,000
8	Misc. Additions etc. to MFD's	3	124,600	7	230,600	-	-	7	101,309
9	New Commercial	-	-	2	6,460,000	-	-	1	120,960
10	Misc. Additions etc. to Commercial	3	18,300	13	372,853	-	-	7	277,000
11	New Industrial	-	-	3	3,343,998	-	-	1	100,000
12	Misc. Additions etc. to Industrial	-	-	3	1,285,000	1	18,200	4	1,023,200
13	New Institutional	-	-	2	586,033	-	-	-	-
14	Misc. Additions etc. to Institutional	1	5,000	5	136,000	-	-	1	5,000
15	Signs	5	55,550	27	241,389	2	8,015	9	28,380
16	Swimming Pools, Pool Buildings	-	-	1	70,000	2	125,000	3	230,000
17	Demolitions	3	-	14	-	2	-	9	-
18	Temporary Trailers, A & B Permits	-	-	2	-	-	-	-	-
19	Misc. Special Inspections, etc.	7	-	26	-	1	-	12	-
	TOTAL PERMITS ISSUED	52	5,087,688	222	31,103,281	32	3,417,053	183	26,757,691

MFD's - Apartment, Row, Duplex, Strata (# of dwelling units created)
Farm building values not included

BUILDING PERMITS - YEARLY

	JAN	FEB	MAR	APR	MAY	JUNE	JULY	AUG	SEPT	OCT	NOV	DEC
2001	585,500	11,938,550	12,265,250	12,842,790	13,534,790	14,712,550	16,330,650	17,717,625	19,031,075	19,895,255	21,318,855	21,458,195
2002	585,500	1,952,500	3,340,850	3,821,240	5,455,840	6,411,690	8,844,690	10,932,510	15,780,890	16,705,600	17,738,200	17,923,700
2003	130,110	920,780	2,974,020	4,486,120	5,993,320	13,294,120	15,555,250	17,937,005	20,318,920	22,000,340	24,005,740	24,782,360
2004	430,700	1,506,500	5,903,780	8,379,104	10,122,768	12,086,319	14,779,343	21,598,763	30,371,023	33,614,173	34,957,458	35,881,343
2005	1,072,000	2,269,650	4,344,750	6,806,152	12,110,482	28,031,457	29,985,585	34,743,645	37,600,445	42,915,856	45,525,611	47,576,746
2006	815,550	3,224,468	8,012,449	11,501,929	16,084,809	20,066,533	23,714,194	26,370,890	36,479,806	37,278,358	42,332,995	43,077,170
2007	1,531,087	3,901,669	16,148,674	22,413,118	27,232,134	32,401,472	35,657,297	42,829,750	51,945,799	55,703,387	65,885,802	66,289,555
2008	1,797,604	4,203,429	12,947,058	27,647,379	33,857,533	36,582,025	39,759,375	42,395,454	45,412,474	50,699,301	53,383,541	53,522,880
2009	409,369	864,839	2,039,460	5,207,311	6,763,615	7,800,085	9,677,455	11,579,746	18,882,737	20,713,554	23,523,664	24,337,664
2010	1,518,563	2,708,062	5,931,546	10,081,816	12,260,236	13,526,546	16,597,121	18,790,511	19,848,804	21,174,632	22,953,692	27,249,702
2011	568,645	2,003,976	5,063,837	7,449,773	9,471,416	11,761,850	12,794,028	14,222,970	18,194,801	19,682,061	30,563,013	31,934,415
2012	2,189,660	3,128,562	4,794,040	6,337,260	10,000,544	12,120,246	17,883,185	24,375,078	26,118,787	26,493,820	28,130,500	28,666,430
2013	881,740	1,440,110	13,907,060	15,814,195	17,433,454	20,194,778	23,204,628	24,180,485	26,567,302	29,195,224	30,890,086	31,231,349
2014	665,304	2,806,404	8,075,941	20,789,869	27,574,834	29,877,686	33,456,523	41,971,923	42,784,769	44,804,191	46,460,471	47,707,993
2015	1,172,285	1,853,539	3,894,754	6,750,389	8,575,425	18,388,180	20,475,407	26,442,225	29,143,303	31,248,595	35,417,465	37,368,595
2016	1,268,865	2,298,280	4,987,625	8,904,610	12,253,660	16,279,464	19,265,124	23,811,029	29,823,014	36,084,949	40,154,959	41,418,659
2017	1,183,280	2,841,725	7,219,495	11,761,657	18,136,656	23,823,576	30,793,243	36,066,891	52,130,226	59,858,542	63,366,686	64,675,041
2018	1,970,104	3,943,104	10,028,787	14,363,122	20,252,322	30,488,747	37,540,412	40,421,060	55,689,215	59,634,580	64,988,531	66,797,572
2019	6,060,645	6,835,345	10,699,845	18,074,843	22,220,523	26,015,593	31,103,281	45,971,877	48,902,359	52,267,409	56,765,409	58,511,534
2020	2,218,950	4,293,250	6,900,060	9,289,060	12,891,318	23,340,638	26,757,691					

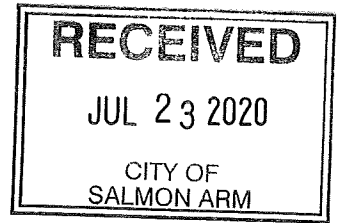


Jul. 22. 2020 7:16PM

PICADILLY TERRACE

No. 0830 P. 1

Attn: Mayor Alan Harrison



The other day I was heading up town on my scooter. I took the pathway from Mount I.D.A. Parking lot to the Husky Service Station. Halfway up, I saw this lady on a bicycle shouting, "Look Out!" The look on her face was one of terror. I dropped one wheel over the shoulder and stopped. Had this been an older person or a lady with a baby carriage and kids, there could have been serious injuries. Is it possible to put a temporary fence up on the steepest part?


Where there's a will, there's a way.

Sincerely,

Frank Andrews

17 – 580 10th Street, SW
Salmon Arm, B.C. V1E 1L9

July 23 2020



Dear Mayor and Council

WITHOUT PREJUDICE

This letter is a follow up of my letter dated April 14, 2020 with regards to the speed of traffic on 10th Street SW, Salmon Arm.

Thank you for your notification that my letter would be on the Agenda for the Council Meeting of April 27th. I have not received any notification that any of the work suggested would occur; i.e. I have given the matter of speed, noise and safety on 10th Street SW. another look.

I would suggest and highly recommend that a minimum of two speed signs be placed on 10th Street SW. After turning south from the Trans-Canada Highway, go south 1/2 block thru the 4 way stop at 10th Street SW and 5th Avenue SW. One sign should be placed immediately after 4 way stop so people stopped at the 4 way will immediately see it. Coming north on 10th Street, immediately after the stop sign and over 10th Avenue SW, a speed sign should be placed. Might I suggest the speed signs be of between 30 and 40, due to the amount of traffic. This area of 10th Street has more and more seniors using it, just to get out of the house/apartment/etc. with the existing pandemic and afterwards. Obviously, there will also be more traffic due to the new installation of the 4- electric chargers. This appears to be a great placement for these chargers due to the close proximity of the Trans-Canada Highway. There will always be high traffic on 10th Street SW with the shopping center, new subdivisions, etc. Planned maintenance must occur and these two required signs must be kept visual and 'in your face' so to speak. This shopping center is central to Salmon Arm and the traffic around must be monitored or **a serious accident will occur; and soon.**

Thank you for your assistance. We look forward to your return letter after the next Council meeting.

Yours very truly

Elizabeth and Maarten Bonten

From: nadia widmer
Sent: July-26-20 8:39 PM
To: Caylee Simmons
Subject: Endorsement for active transportation task force

To City of Salmon Arm,

I recently heard about the new active transportation task force and was excited to hear that the city of Salmon Arm is looking into making our community more friendly for people on foot and bikes.

I believe that if there are safe and accessible routes for active transportation more people will use them. I like all the little urban greenways and trails in Salmon Arm that can be used for recreation and commuting. Our family tries to ride our bikes to commute to work and school when possible. I would love more opportunities for all ages to walk and bike around our town safely.

I am looking forward to hearing about the recommendations and actions from this task force.

Thank you.

Nadia Widmer

From: Vivian Morris
Sent: August 4, 2020 5:15 PM
To: Alan Harrison
Subject: Re: Fw: foreshore trail; please put on agenda

Mayor and council,

I would like to once again draw your attention to the state of our foreshore trail. Last year I wrote about the devastation after the flooding and here we are again. The same issues are still present. Who is responsible for the foreshore trail? Do we leave its maintenance in the hands of SABNESS (a dedicated group of volunteers with a mean age of 70)? The major viewing platform has collapsed and is dangerous. The trail past the walkway has debris all over it and is also dangerous. When a seven-year-old or a seventy-year-old falls and breaks their neck; who will they sue the city or SABNESS? Volunteers and groups donate benches and picnic tables. They are not maintained by the city and deteriorate. This is also the case in Little Mountain Park. The beautiful wooden walkway hasn't been maintained and is rotting. A long-range vision for the trail needs to be developed. Our wonderful former town planner Carl Bannister sure knew what to do as evidenced by the cement walkway on the foreshore. That type of vision for a trail is needed. Obviously you are talking about millions of dollars and long-range planning. It's time! Let's plan for a foreshore trail like the ones in Nakusp and Harrison Hot Springs. They're tourist attractions and loved by the locals.

Please develop a plan and clean up the mess down there (and not by calling retired volunteers to do it).

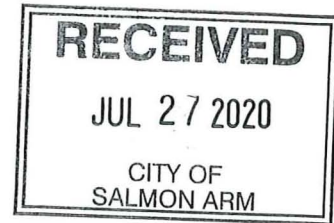
Regards,

Vivian Morris



Fifth Avenue
SENIORS ACTIVITY CENTRE
Activities • Dining • Rentals

Phone: 250-832-1065
seniors5thave@shaw.ca • 5thaveseniors.org
Box 83, 170 5th Ave SE, Salmon Arm BC V1E 4N2



City of Salmon Arm,
Box 40, 500 2 Avenue NE,
Salmon Arm, B.C.
V1E 4N2

Attention: Erin Jackson, Director of Corporate Services

July 20, 2020

Dear Erin,

On behalf of the Board of Directors and the membership of Fifth Avenue Seniors Activity Centre, we would like to express our gratitude for the grant of \$1425.00 that you have issued to us for COVID-19 health and safety needs. This will go a long way in helping us to prepare for our eventual reopening of the centre. We are very thankful for your generosity and support.

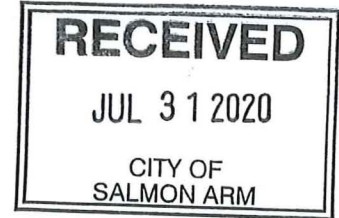

Sincerely,

Marian Hills

Director/Office Manager

on behalf of the Board of Directors

/mnh



2020 07 27

Mayor and Council
City of Salmon
PO Box 40
500 2nd Ave NE
SALMON ARM BC V1E4N2

RE: Defibrillator for Klahani Park

The Salmon Arm Pickleball Club (the SAPC) is writing to the City regarding the placement of a defibrillator at Klanani Park. We understand that there is already a defibrillator in place at the Recreation Centre and believe it is important to consider the placement of one at Klanani Park. The Club sees the benefit to not only the SAPC but to all users of Klahani Park, and particularly the ball clubs.

More than two thirds of SAPC's members are seniors. We assume there are also senior ball clubs utilizing the Park. The placement of a defibrillator would be beneficial for all Park users, but especially to seniors.

We understand there are many aspects for the City to consider in placing a defibrillator at the Park, particularly access to it without vandalization. If the City is unable to consider this request, the SAPC would then be willing to apply for a Grant-in-Aid from the City for the cost of a defibrillator which would be for the exclusive use by the Club. In making an application for a Grant-in-Aid, the SAPC would require a safe place to keep it and would ask the City to consider allowing the Club to return its metal cabinet inside the courts, where it would be kept locked.

The Club would appreciate hearing the City's view on the placement of a defibrillator at Klanani Park.

Yours truly,

Kathy Nielsen
President

bb

July 30, 2020

City of Salmon Arm
Mayor Harrison and Council
PO Box 40
Salmon Arm, BC

Re: Industrial Park Cellular Service

Dear Mayor Harrison & Council,

The Salmon Arm Industrial Park and surrounding area is significantly challenged with limited to no cellular service. Salmon Arm Economic Development Society (SAEDS) is compiling a package to provide the major carriers, requesting a solution to the lack of service in this area. As such, we are requesting Council give consideration to providing a letter to SAEDS to include in this package.

The lack of cell service in this industrial hub presents a significant barrier to business operations. This issue is negatively impacting sales potential, inconveniencing staff and customers, and reducing productivity. Further, this lack of service is detrimental to future investment potential within the Industrial Park. As Council is aware, this is a highly concentrated area, in a relatively central location within City boundaries and in close proximity to both major highways. Based on these factors, we are hopeful a prompt solution can be found. SAEDS appreciates Council's consideration of this matter.

Sincerely,



for: William Laird, Chairperson

-----Original Message-----

From: Julia Body

Sent: Monday, August 03, 2020 3:34 PM

To: Erin Jackson

Subject: Shuswap Theatre performance

Hello,

I am emailing you on behalf of Shuswap Theatre. We are wanting to begin performing again and plan to reopen with what we are calling "Walk-About" Theatre. We are planning to put up small tents around the perimeter of our building and perform 10 minute plays. We will be following Covid 19 protocols and limiting the number of audience at each tent. We have heard from many of our patrons that they look forward to being able to see live theatre again.

The dates for our performance is August 28th and 29th. We will be starting at 6:30 pm and finishing at approximately 9:00 pm with some time before and after for erecting and taking down the tents.

We are asking the City for permission to use the alleyway beside our building as the location for one of our tents. We look forward to hearing from you. Please let me know if you need more information. Thank you for your time.

Julia Body

Board Member and

Artistic Committee Member of

Shuswap Theatre



August 4, 2020

Mayor and Council
City of Salmon Arm
500 2 Ave NE
Salmon Arm, BC V1E 4N2

Dear Mayor Harrison and City Councillors,

RE: StoryWalk®

Every summer the Okanagan Regional Library, in cooperation with the Shuswap Children's Association, brings the "Story Time in the Parks" event to parks across Salmon Arm. Unfortunately, this year is different, and due to Covid-19 pandemic, we will not be able to bring this popular event back this summer.

We see how difficult these days are for many families, so to cheer everyone up and to bring something new, we would like to organize a StoryWalk® instead. In a StoryWalk® the pages of a book are posted in series in a park, playground or along a trail. Children walk (or skip or run!) from page to page reading the story, or have it read to them by caregivers or siblings. It is a fun and engaging way to promote literacy, stimulate meaningful conversations, and encourage outdoor physical activity, all at once.

We would like to bring this event:

- on August 12 to Fletcher Park

To prevent creating a crowd and to ensure social distancing, each mounted page will be at least 16 ft apart. The StoryWalk® will be available from 8am till 4pm so families will have the whole day to come and enjoy the story.

I am writing this request that you consider giving us permission to organize the StoryWalk® in the previously mentioned park, so we can keep bringing joy to children and their parents/caregivers.

Thank you so much for your help.

Sincerely,

Pavlina Cannon
Family Support Worker/Early Years Family Navigator
Shuswap Children's Association

From: Claudia Chan
Sent: Tuesday, July 21, 2020 3:58 PM
To: Erin Jackson
Subject: MIABC Voting Delegate

Hi Erin,

The Municipal Insurance Association of BC (MIABC) 33rd Annual General Meeting (AGM) is scheduled to take place on Monday September 21st from 3:30 p.m. to 4:30 p.m. This will be a virtual event held in conjunction with the UBCM Convention.

In accordance with Article 6.13 of the Reciprocal Insurance Exchange Agreement, the following delegate and two alternates have been registered with the MIABC to vote your interests at this year's AGM. If you would like to change the delegate and/or two alternates, please forward a resolution of your Council/Board directing these changes to the MIABC by September 4th, 2020.

The AGM Booklet with further voting information will be distributed on August 21, 2020.

Voting Delegate: Councillor Chad Eliason
Email address: celiason@salmonarm.ca

Alternate #1: Councillor Kevin Flynn
Email address: kflynn@salmonarm.ca

Alternate #2: Councillor Debbie Cannon
Email address: dcannon@salmonarm.ca

Regards,
Claudia Chan



July 23, 2020

VIA EMAIL

Dear Mayor and Council,

RE: A Strategy for Rural Economic Development Through Health Care

The Council of the Village of Kaslo is sponsoring the following resolution, which was identified by the Association of Kootenay-Boundary Local Governments as a top shared priority, to the UBCM Convention this September.

A Strategy for Rural Economic Development Through Health Care

Whereas local health care at all stages of life impacts the economic development of communities: e.g. family members lose work time, people and their businesses move out of the community or choose not to locate there;

And whereas "ageing in place" keeps seniors close to home, where their partner, family or friends are better able to provide loving support and care, which reduces the load on health care providers and improves quality of life for all;

And whereas concentrating health services in regional centres transfers a significant economic burden to individuals in the form of transportation costs, increased energy consumption and housing in-affordability;

And whereas providing health care jobs in small communities stimulates the local economy with numerous spin-off benefits, creating opportunities to attract new people, their families, and businesses;

And whereas our elderly, and all patients, deserve to be treated with dignity and respect, not as "users";

Now therefore be it resolved that we call upon the Government of British Columbia to build a strategy to expand rural community health care services with consideration for maximizing local

Box 576, Kaslo, BC V0G 1M0
Tel. 250-353-2311 ext. 201 Fax. 250-353-7767
E-mail: cao@kaslo.ca
<http://www.kaslo.ca>

economic impacts, creating professional job opportunities, access to affordable housing, improving social wellbeing and reducing transportation-related greenhouse gas emissions.'

(Resolution 23/2020 Passed January 28, 2020)

We appreciate your consideration to support our resolution, which has become even more timely and relevant considering the impacts Covid-19 on the health and vitality of small, rural and remote communities.

Yours sincerely,

A handwritten signature in black ink, appearing to read 'Suzan Hewat', written in a cursive style.

Mayor Suzan Hewat

Cc: BC Municipalities and Local Governments
The Honourable Adrian Dix, British Columbia Minister of Health



City of Fort St. John
10631 100 Street | Fort St. John, BC | V1J 3Z5
(250) 787 8150 City Hall
(250) 787 8181 Facsimile

July 31, 2020
File No. 5330-20
0400-20

Email: premier@gov.bc.ca

Premier John Horgan
Box 9041 Stn Prov Govt
Victoria, BC V8W 9E1

Dear Premier Horgan,

Reference: **BC Utilities Commission's Approval of BC Hydro's Application to Amend the Net Metering Service under Rate Schedule 1289**

This letter is in response to the British Columbia Utilities Commission's (BCUC) decision on the approval of BC Hydro's application to amend the net metering service rate. The Clean BC Initiative identifies a change towards using cleaner energy to the greatest extent possible with a target year of 2030 although this decision contradicts the plan. A few short years ago BC Hydro worked with the City of Fort St. John to allow for the construction of an innovative clean energy source, this decision now effectively stops any further investment in, or development of, new alternate energy sources.

The energy price currently paid to existing customers in accordance with the previous rate schedule was 9.99 cents per kWh. The BCUC approved BC Hydro to use a revised amount that will be calculated each January starting in 2025 that will be based on the daily average Mid-C prices for the previous calendar year. BC Hydro indicated in their submission to the BCUC that the average Mid-C amount for hydro generation would be 4.16 per kWh based on 2018 consumption numbers which is a decrease of 5.83 cents. It is acknowledged that the BCUC provided a five-year Transition Energy Price that will terminate in 2024 as part of this rate amendment and this transition period is appreciated. Although, this may dissuade other local governments to undertake clean energy initiatives in the future since cash strapped municipalities may not be able to justify the capital and operating cost incurred in comparison to any revenue that may be generated or cost savings realized. As it now stands for the City of Fort St. John, the revenue that our micro-hydro station will generate in the future will barely cover the annual operating costs let alone recover the cost of constructing this clean energy station.

BC Hydro stated in its submissions to the BCUC that the *"vast majority of customers in the Net Metering Program in fiscal 2018 (1,044 or 80%) received no Surplus Energy Payment and of the 256 customers who received a Surplus Energy Payment, 215 or 84% receive a payment of less than \$500."* Additionally, BC Hydro indicated *"Overall, this means that the majority of customers are not materially impacted by an*

Item 12.1.14

**July 31, 2020 Letter to Premier Horgan
BCUC Decision**

update to the Energy Price as they are likely to receive minimal Surplus Energy Payments or none at all.” In one of the City’s submissions to the BCUC, the City asked what the value of payments were for the 16% of customers who would have received over \$500. This question remains unanswered.

One of City Council’s strategic goals is the implementation of policies/programs that will provide long term financial sustainability for the City moving into the future. The City was successful in obtaining a federal grant for the construction of a micro hydro project at the City’s south lagoons in 2013. Since the micro hydro project was completed, the following revenue amounts were received:

2016	\$66,304.68
2017	\$65,655.49
2018	\$58,085.40
2019	<u>\$57,094.60</u>
TOTAL	\$247,140.17

One of the criteria Council considered as part of this proposed project was based on the premise that this would be a revenue source for the City and the revenue received would partially offset operating costs incurred. It is acknowledged that BC Hydro indicated that this program’s intention was never to purchase energy from a supplier and was initiated as a load offsetting program rather than a means of securing additional power supply. It should be noted that this information was not conveyed to the City by BC Hydro when City staff were considering this project as part of the draft capital budget to present to Council.

The City has no objections to BC Hydro’s clarified stance on the net metering program – if – BC Hydro implements the BCUC panel’s suggestions by 2025:

- Net metered hydroelectric plants be treated differently from other types of net metered installation since:
 - *these plants generate the largest excess generation thus may have some capacity value to BC Hydro, and*
 - these projects require large capital to construct the infrastructure in comparison to other net metering generators.

The City’s micro hydro facility provides consistent energy generation thus should be considered as a reliable energy supplier to BC Hydro.

- Establish a virtual new metering program that will allow the City to offset the additional load generated from its micro hydro facility to all of its meters. The net metering program’s criteria is that the energy generated is offset by the meters associated to the infrastructure. The City’s micro hydro facility has two meters associated with it although overall, the City has a total of 63 different meters. The two meters make up less than 6% (net) of the overall energy used for City’s operations.

BC Hydro’s responses regarding this application has raised additional questions. Within the decision, *“The Panel acknowledges BC Hydro’s evaluation that it presently has a surplus supply of electricity and this is expected to be the case until at least 2030”*. This directly contradicts the Provincial Government’s Clean BC quote: *“Specifically by 2030, the policies in this strategy will require an additional 4,000 gigawatt-hours of electricity over and above the currently projected demand growth to electrify key segments of our economy.”* Which statement is correct?

**July 31, 2020 Letter to Premier Horgan
BCUC Decision**

City Council would greatly appreciate receiving the Province's reply to the questions indicated above and confirmation as to if the Province is going to mandate BC Hydro to include BCUC's recommendations into their upcoming internal review.

Yours truly,

A handwritten signature in black ink, appearing to read 'Lori Ackerman', with a long horizontal flourish extending to the right.

Lori Ackerman
Mayor

cc Minister of Energy, Mines and Petroleum Resources
 Minister of Environment and Climate Change Strategy
 BC Hydro Board Chair
 UBCM member municipalities